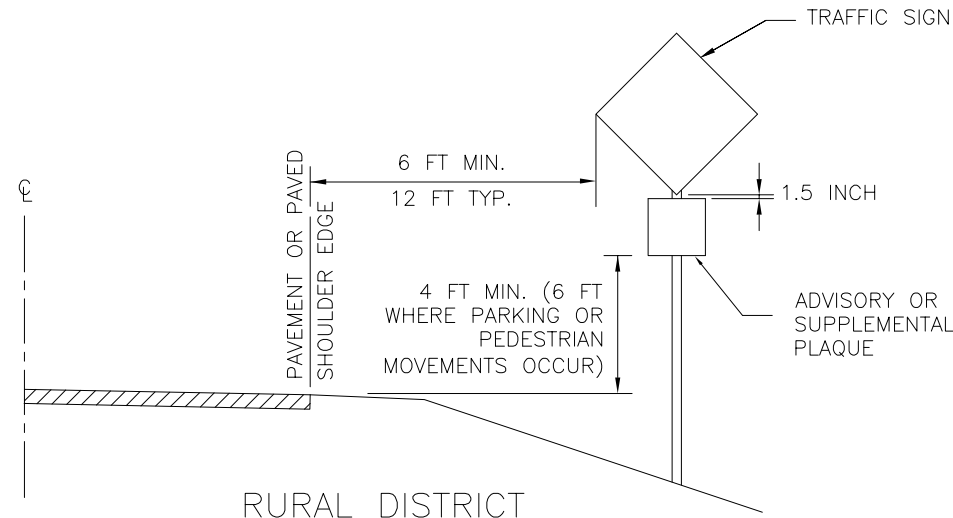


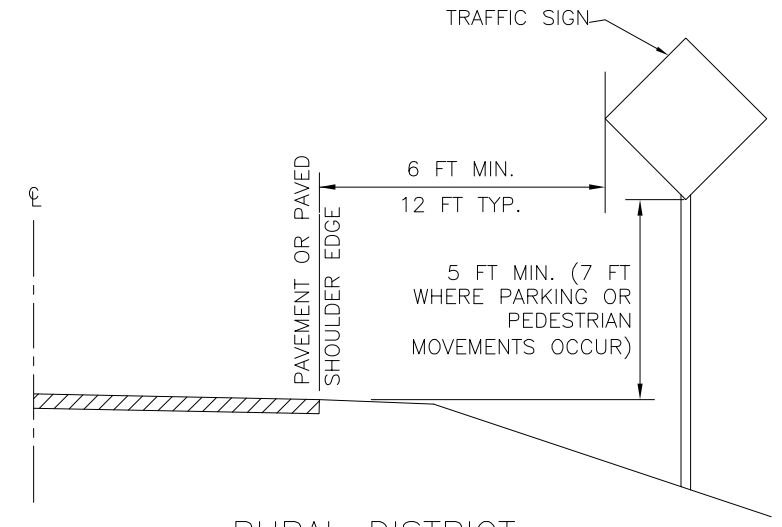
TYPE 3 OBJECT MARKER INSTALLATION  
AT BRIDGE ENDS

① INSIDE EDGE OF MARKER SHALL BE IN LINE WITH INNER EDGE OF THE OBSTRUCTION AND SHOULD BE AS NEAR THE OBSTRUCTION AS PRACTICAL.



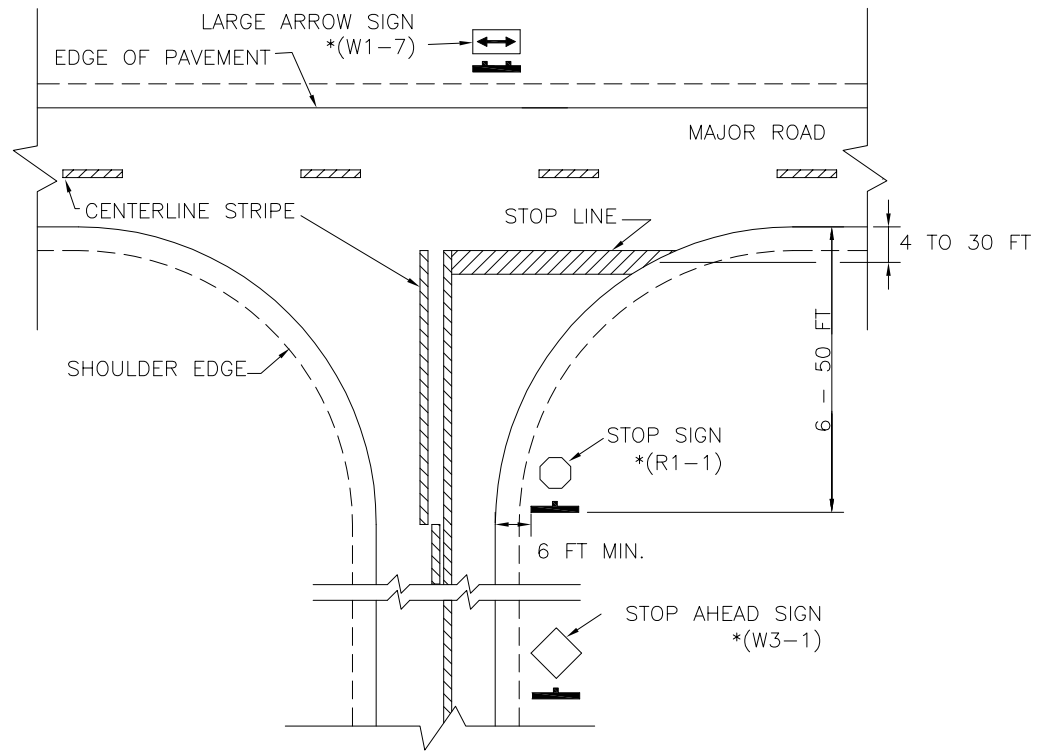
RURAL DISTRICT

(SHOULDER AND SIDE SLOPE SECTION)



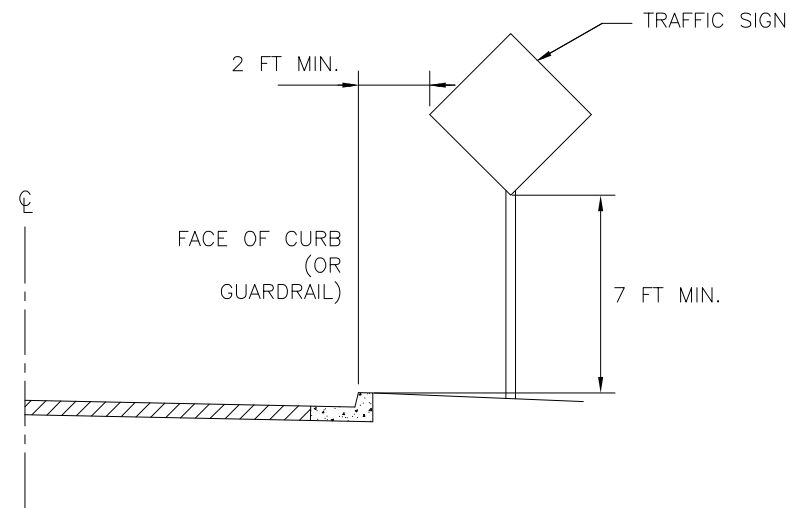
RURAL DISTRICT

(SHOULDER AND SIDE SLOPE SECTION)



TYPICAL TEE INTERSECTION

(PLAN VIEW)



BUSINESS OR RESIDENTIAL DISTRICT

(CURB & GUTTER SECTION)

NOTES:

SIGN SIZE SHALL BE THAT DESIGNATED IN THE "MANUAL ON UNIFORM TRAFFIC CONTROL DEVICES" (MUTCD) FOR CONVENTIONAL ROADS.

THE 6-FT LATERAL OFFSET SHOWN FOR RURAL ROADS MAY BE REDUCED TO NO LESS THAN 2 FT ON LOW-VOLUME ROADS (ADT <400) IF ROADSIDE FEATURES SUCH AS TERRAIN, SHRUBBERY, AND/OR TREES PREVENT NORMAL INSTALLATION.

STOP SIGNS \*(R1-1) SHOULD BE LOCATED 6 FT TO 50 FT FROM THE INTERSECTING PAVEMENT EDGE AND AS CLOSE AS PRACTICAL TO THE INTERSECTION WHILE PROVIDING MAXIMUM VISIBILITY. IF STOP SIGN VISIBILITY IS RESTRICTED, A STOP AHEAD SIGN SHALL BE INSTALLED IN ADVANCE OF THE STOP SIGN. SEE MUTCD.

POSTS FOR TRAFFIC SIGNS SHALL BE EITHER 4"x4" S4S TREATED TIMBER, OR STEEL.

\*SIGN TYPE DESIGNATION REFERS TO THE MUTCD.

			BY:	OFFICE OF STATE AID ROAD CONSTRUCTION MISSISSIPPI DEPARTMENT OF TRANSPORTATION		
			REVISION:	TRAFFIC SIGN PLACEMENT		
			DATE:	BY:	DATE:	DRAWING NUMBER:
				JBM	NOVEMBER 16, 2004	SA-TSP-1